
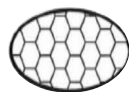




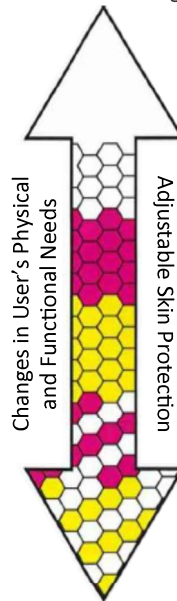
# Stimulite® Adjustable Contoured Cushion

An **adjustment cavity** on the underside of the cushion allows for customising of the cushion by selecting from multiple Stimulite honeycomb inserts that vary in softness. The softer insert allows for more immersion compared to the firmer inserts. Removing the inserts all together provides additional immersion and pressure distribution to users with bony prominences. The open layer can also be used to add an obliquity build up or other positioning options e.g. wedges



Insert	Engineered specifically for:
None	Minimise/eliminate pressure from the ischial tuberosities or other bony prominences. Allows for deep immersion and positioning.
White	Provides increased pelvic immersion, pelvic stability, maintains alignment and prevents forward migration. Provides a high level of protection for those at high risk of skin breakdown.
Magenta	Maintains a moderate level of skin protection for those that need less immersion but still require stability and alignment.
Gold	A need for a significantly stable base of support for the performance of transfers, but who present with a reduced risk of skin breakdown (pressure injury) as compared to those who would be utilising a white or magenta insert or no insert at all.
White on Magenta	A need for a significantly stable base of support for the performance of transfers, with an added layer of pressure relief.
White on Gold	A need for the highest level of support (horizontal stiffness) for stability (gold insert) with the highest degree of pressure relieving overlay (white insert), typically for a client who has not had a history of significant breakdown.

Deep Immersion with Positioning



Immersion Support with Added Support

Sizes Available		
14x16	-	-
16x16	16x18	16x20
18x16	18x18	18x20
20x16	20x18	20x20
22" x 16"/18"/20" - Purchase order only		

- Ability to adjust immersion using provided inserts
- Ability to add pelvic obliquity build up
- Lightweight - just over 1.36 kg
- User weight to 110kg
- Can be customised for width and depth
- Machine washable and cool dryer safe
- Height at leg trough - 3.5"
- Height at medial and lateral contours - 4"